









Q 50-210

Stonechip Protection





Characteristics



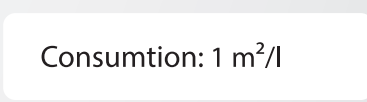
50-210 is a paintable stonechip coating with anticorrosive and sound deadening properties based on rubber and resins. After drying, the coatings can be painted over with the most commonly used paint systems. After the product has completely dried, a durable elastic film remains. 50-210 offers good protection against various climates and gravel. Used as a stone chip and anti-corrosion coating on bumpers, front and rear aprons, door sills and chassis of cars, trucks and buses, for example, and also used as a sound-absorbing product in wheel housings and on chassis.

Physical Characteristics

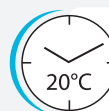
 COLOR  50-210-1001  50-210-1002  50-210-1003  VOC 2004/42/II B(e)(840)430  12 M 24 month

Application


 Cleaning  before use thoroughly shaken up  5 - 10 mm
4 - 6 bar  2

 Flash-off time
Between the coatings: 5 - 8 min.  500 µm  Consumption: 1 m²/l


Drying

 dust dry: ca. 20 min
20°C re-coatable: ca. 1 - 2 h


Verarbeitungshinweise


 The surfaces to be painted must be thoroughly cleaned and dry, free from dust, grease, oil and rust. Before starting to spray, degrease. Old non-adherent underseal or old non solid paintworks must be removed first. Slightly sand solid old coatings with grit P 220 - 320, then degrease. In order to provide an even higher corrosion protection (e.g. in case of vintage car refinishing) we recommend a priming before applying 50-210 Stonechip Protection. In case of galvanised substrates or aluminium, a priming with an epoxy primer should also be applied. Mask beforehand motor, exhaust pipes, stub axles, cardan shaft and brake system as they must not be sprayed! 50-210 Stonechip Protection is ready for use. Before use, shake the container thoroughly. For application, an underbody spray gun with a 5 - 10 mm nozzle is screwed onto the 1 litre cartridge. Apply 50-210 Stonechip Protection evenly with an air pressure of 4 - 6 bar with the desired texture. A coarser texture can be achieved by reducing the spraying pressure, and a finer texture by increasing it.

Storage

 Store the product in a ventilated place. Keep away from direct exposure to sunlight. Keep between +10°C and 30°C.

Safety

 For more informations check the safety data sheet.

 This data sheet is for information purpose only. To our knowledge the data provided complies with the latest standard and is based on years of experience in the manufacturing of our products. Copyright: Q-Company Int. GmbH, all rights reserved.